



## Daily Routine for Kindergarten

| May 11 <sup>th</sup> – May 15 <sup>th</sup> | Reading   | Physical Activity  | Social Skills  |
|---|---|--|--|
| <b>Monday</b>                               | <i>Title:</i><br><br><div style="text-align: right;">Parent initial _____<br/>to verify reading</div> | <b>Activity:</b><br><br><div style="text-align: right;">Parent initial _____<br/>to verify</div> | <b>Topic: Keep your hands to yourself.</b><br><br><div style="text-align: right;">Parent initial _____<br/>to verify play</div>      |
| <b>Tuesday</b>                              | <i>Title:</i><br><br><div style="text-align: right;">Parent initial _____<br/>to verify reading</div> | <b>Activity:</b><br><br><div style="text-align: right;">Parent initial _____<br/>to verify</div> | <b>Topic: When things get hard, don't quit!</b><br><br><div style="text-align: right;">Parent initial _____<br/>to verify play</div> |
| <b>Wednesday</b>                            | <i>Title:</i><br><br><div style="text-align: right;">Parent initial _____<br/>to verify reading</div> | <b>Activity:</b><br><br><div style="text-align: right;">Parent initial _____<br/>to verify</div> | <b>Topic: What is a bully?</b><br><br><div style="text-align: right;">Parent initial _____<br/>to verify play</div>                  |
| <b>Thursday</b>                             | <i>Title:</i><br><br><div style="text-align: right;">Parent initial _____<br/>to verify reading</div> | <b>Activity:</b><br><br><div style="text-align: right;">Parent initial _____<br/>to verify</div> | <b>Topic: Cover your mouth when you cough!</b><br><br><div style="text-align: right;">Parent initial _____<br/>to verify play</div>  |
| <b>Friday</b>                               | <i>Title:</i><br><br><div style="text-align: right;">Parent initial _____<br/>to verify reading</div> | <b>Activity:</b><br><br><div style="text-align: right;">Parent initial _____<br/>to verify</div> | <b>Topic: Use your words</b><br><br><div style="text-align: right;">Parent initial _____<br/>to verify play</div>                    |

Name \_\_\_\_\_

# Cat's CVC Words



Say the picture next to the cat and listen for the beginning, middle, and ending sounds. Record the letters you hear to spell the word.





|  |  |  |
|--|--|--|
|  |  |  |
|--|--|--|





|  |  |  |
|--|--|--|
|  |  |  |
|--|--|--|





|  |  |  |
|--|--|--|
|  |  |  |
|--|--|--|





|  |  |  |
|--|--|--|
|  |  |  |
|--|--|--|





|  |  |  |
|--|--|--|
|  |  |  |
|--|--|--|





|  |  |  |
|--|--|--|
|  |  |  |
|--|--|--|





|  |  |  |
|--|--|--|
|  |  |  |
|--|--|--|





|  |  |  |
|--|--|--|
|  |  |  |
|--|--|--|





|  |  |  |
|--|--|--|
|  |  |  |
|--|--|--|



|  |  |  |
|--|--|--|
|  |  |  |
|--|--|--|



|  |  |  |
|--|--|--|
|  |  |  |
|--|--|--|



|  |  |  |
|--|--|--|
|  |  |  |
|--|--|--|



Name \_\_\_\_\_

# I Can Read!

Read the passage 3 times for fluency.

Highlight the word: **big**

Circle the word: **dog**

Underline the word: **ball**

**big**

**big**

**big**

I have a pet dog.

My pet dog is big.

My big dog has a big ball.

He likes his big ball.

The big ball is blue



|          |  |
|----------|--|
| 1st Read |  |
| 2nd Read |  |
| 3rd Read |  |

**big**

Name \_\_\_\_\_

**I. Check the picture that matches the story.**



## 2. What do I have?

- a. a pet cat  
b. a pet dog  
c. a pet duck

### 3. What does my pet have?

- a. a big bone  
b. a big bowl  
c. a big ball

**4. The ball is**

and


Name \_\_\_\_\_

# Sentence Fun

Directions: Read the sentence and fill in the missing word using the word bank.



|     |     |     |     |     |
|-----|-----|-----|-----|-----|
| log | mud | sun | van | dig |
| bed | cot | pen | bag | tub |

1. My pig is in the \_\_\_\_\_. 
2. I go to the park in a \_\_\_\_\_. 
3. My dad has a red \_\_\_\_\_. 
4. I take a nap on my \_\_\_\_\_. 
5. I can take a bath in the \_\_\_\_\_. 
6. The frog is on the \_\_\_\_\_. 
7. My ball is in the \_\_\_\_\_. 
8. The dog is on my \_\_\_\_\_. 
9. My job is to \_\_\_\_\_. 
10. I see the hot \_\_\_\_\_. 



Name \_\_\_\_\_



or




swimming

building a  
sand castle

I like \_\_\_\_\_

because \_\_\_\_\_

Name \_\_\_\_\_



or




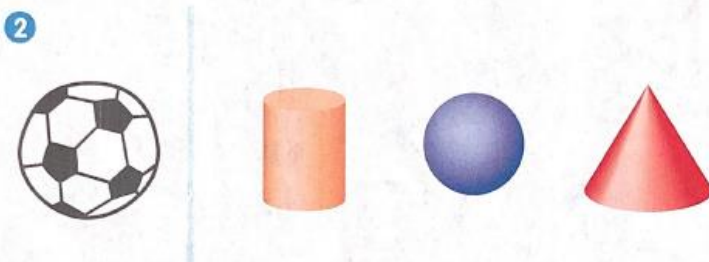
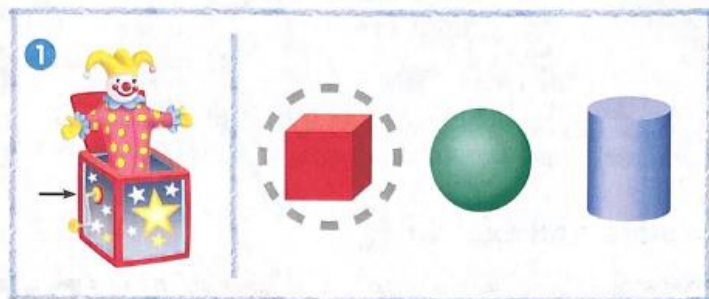
candy

cake

I like \_\_\_\_\_

because \_\_\_\_\_

## See and Show



**Directions:** 1–3. Name the shape of the first object in the row. Describe it. Compare it to each shape in the row. Circle the matching shape.

Copyright © The McGraw-Hill Companies, Inc.



Name \_\_\_\_\_

What Shape am I?



CCSS

## On My Own



**Directions:** 4–6. Name the shape of the first object in the row. Describe it. Compare it to each shape in the row. Circle the matching shape.


Copyright © The McGraw-Hill Companies, Inc. Stockphoto/Getty Images

Name \_\_\_\_\_

# My Review

## Chapter 12 Three-Dimensional Shapes

### Vocabulary Check



**Directions:** Draw a line from each vocabulary word to a shape that matches the word. Draw a box around the objects shaped like a sphere. Draw an X on the object shaped like a cube. Draw a line under the objects shaped like a cylinder. Circle the objects shaped like a cone.

### Concept Check

|   |  |  |  |  |
|---|--|--|--|--|
| 1 |  |  |  |  |
| 2 |  |  |  |  |
| 3 |  |  |  |  |
| 4 |  |  |  |  |




**Directions:** 1–2. Name the first shape in the row. Compare it to the shapes of the objects in the row. Circle the matching shape. 3. Name the shape of the first objects in the row. Circle the other shapes in the row that stack in the same way. 4. Name the shape of the first object in the row. Circle the other shapes in the row that roll.



Name \_\_\_\_\_



## Problem Solving




**Directions:** 5. Name, identify, and describe the shapes. Color the spheres yellow. Color the cubes orange. Color the cones blue. Color the cylinders red.

## Reflect

### Chapter 12


**ESSENTIAL QUESTION**  
How do I identify and compare three-dimensional shapes?



**Directions:** Name each solid shape. Describe the shapes. Circle one of the shapes. Tell if the shape is solid or flat. Draw an object that is shaped the same as that shape. Describe the object to a classmate. Ask the classmate to name the shape of the object.



Name: \_\_\_\_\_ Date: \_\_\_\_\_



# HUNDREDS CHART

## Missing Numbers

|    |    |    |    |    |    |    |    |    |     |
|----|----|----|----|----|----|----|----|----|-----|
| 1  |    | 3  | 4  | 5  | 6  |    | 8  | 9  | 10  |
| 11 |    | 13 | 14 | 15 |    | 17 | 18 | 19 | 20  |
|    | 22 |    | 24 | 25 | 26 |    | 28 |    | 30  |
| 31 | 32 | 33 | 34 |    | 36 | 37 |    | 39 |     |
| 41 | 42 | 43 | 44 |    | 46 | 47 | 48 |    | 50  |
|    |    |    |    |    |    |    |    |    |     |
| 61 | 62 | 63 | 64 | 65 | 66 | 67 | 68 | 69 | 70  |
| 71 | 72 |    | 74 |    | 76 |    | 78 | 79 | 80  |
| 81 |    | 83 | 84 | 85 | 86 | 87 |    | 89 |     |
|    | 92 | 93 | 94 | 95 |    | 97 | 98 |    | 100 |